

MINUTES OF COUNTY FINANCES  
 TREASURER'S REPORT  
 2<sup>nd</sup> Qtr End June 30, 2010

**ORIGINAL**


IN THE MATTER OF COUNTY FINANCES IN THE HANDS OF DEE OLIVER,  
 TREASURER OF ARANSAS COUNTY, TEXAS


COMMISSIONERS' COURT, ARANSAS COUNTY, TEXAS met in regular session Monday,  
 August 9, 2010.


IN ACCORDANCE WITH Section 114.026, Local Government Code, we the undersigned  
 constituting the entire Commissioners Court of said County, certify that on the 9<sup>th</sup> day of August,  
 2010, at a regular meeting, compared and examined the 2<sup>nd</sup> Quarter report of DEE OLIVER,  
 Treasurer of Aransas County, Texas for June 2010, and finding the same to be correct, entered an  
 order in the Minutes approving said Report, which states total cash and other assets on hand as  
\$14,296,475.27


	Beg Balance 01/01/2010	03/31/2010	06/30/2010	09/30/2010	12/31/2010
Total Op & Air	9,718,172.28	12,229,771.22	11,257,616.32		
Bal I&S 2003	604,076.51	556,801.12	604,992.31		
Bal I&S 2007	125,119.57	84,069.80	96,270.60		
Bal I&S 2009	98,691.05	113,299.71	128,569.55		
Bal Cap Proj 07	6,368.92	6,368.92	6,368.92		
Bal Cap Proj 09	3,376,025.40	2,749,676.31	2,202,657.57		
	13,928,453.73	15,739,987.08	14,296,475.27	0.00	0.00
	01/01/2009	03/31/2009	06/30/2009	09/30/2009	12/31/2009
2009	9,605,058.52	11,883,269.52	15,452,161.46	12,885,190.48	13,928,453.73


WITNESS OUR HANDS, officially this 9<sup>th</sup> day of August, 2010.

  
 L. Jack Chaney, Commissioner Pct 1

  
 Charles Smith, Commissioner Pct 3

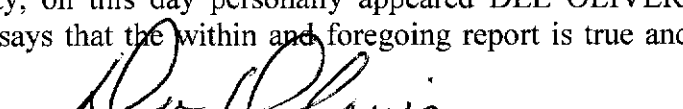
  
 C.H. 'Burt' Mills, Jr., County Judge

  
 Leslie Casterline, Commissioner Pct 2

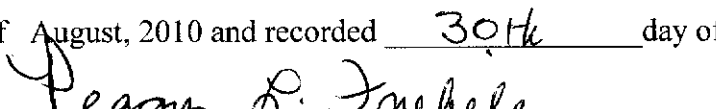
  
 Howard Murph, Commissioner Pct 4

SWORN TO AND SUBSCRIBED BEFORE, County Judge and County Commissioners of said  
 Aransas County, each respectively, on this the 9<sup>th</sup> day of August, 2010.

BEFORE ME, the undersigned authority, on this day personally appeared DEE OLIVER,  
 County Treasurer of Aransas County and says that the within and foregoing report is true and  
 correct.

  
 Dee Oliver, County Treasurer

FILED FOR RECORD this 9<sup>th</sup> day of August, 2010 and recorded 30th day of  
August, 2010.

  
 Peggy L. Friebele, County Clerk



ARANSAS COUNTY 2ND QTR FV 2010 INVESTMENT REPORT

The following interest earnings are result of investments which comply with the Aransas Co. Investment Policy and the investment strategy outlined in that policy. They are suitable to the needs of Aransas County and its Asset Liability Management Plan. Primary objectives are preservation of principal and liquidity.

ARANSAS COUNTY TREASURERS INVESTMENT REPORT JUNE 30, 2010

INVESTMENTS BY FUND GROUPS	INTEREST INCOME COMPARISONS YTD										TOTAL INT YTD	BUDGET	%
	FUND BAL 9/31/2010	INT 1ST QTR	FUND BAL 9/30/10	INT 2ND QTR	FUND BAL 12/31/10	INT 3RD QTR	FUND BAL 12/31/10	INT 4TH QTR	TOTAL INT YTD	BUDGET			
#12 GENERAL FUND	6,170,344.01	16,856.87	5,556,620.13	2,957.38	417 GENERAL FUND	19,814.25	44,000.00	19,814.25	44,000.00	45%			
#20 ROAD & BRIDGE	1,678,581.52	4,800.07	2,340,615.91	536.41	#20 ROAD & BRIDGE	5,336.18	23,000.00	5,336.18	23,000.00	23%			
#220 FLOOD CONTROL	372,704.23	115.27	883,819.42	135.01	#220 FLOOD CONTROL	290.28		290.28					
#28 HOTEL MOTEL TX	439,947.72	880,775.72	424,292.73	INCLUDED IN GEN	#28 HOTEL MOTEL TX	INCLUDED IN GEN		INCLUDED IN GEN					
#35 CO CLERK ARCHIVE FEE	176,482.94	411.64	189,643.03	438.65	#35 CO CLERK ARCHIVE FEE	INCLUDED IN GEN		INCLUDED IN GEN					
#370 CHILD ABUSE PREVENTION	15,634.66	16,236.98	16,236.98	INCLUDED IN GEN	#370 CHILD ABUSE PREVENTION	INCLUDED IN GEN		INCLUDED IN GEN					
#39 DIST CLERK REC MGMT	110,876.35	29.36	116,174.13	33.93	#39 DIST CLERK REC MGMT	63.29		63.29					
#40 MOSQUITO CONTROL	70,628.81	14.85	76,613.71	14.88	#40 MOSQUITO CONTROL	29.73		29.73					
#42 CREDIT CARD ACCT	2,298.00	5,285.00	300.00		#42 CREDIT CARD ACCT								
#44 CO DIST CLERK SPEC CONT	81,830.61	82,533.06	83,307.21	INCLUDED IN GEN	#44 CO DIST CLERK SPEC CONT	INCLUDED IN GEN		INCLUDED IN GEN					
#45 CO CLERK REC. MGMT	147,629.51	143,755.41	141,762.28	INCLUDED IN GEN	#45 CO CLERK REC. MGMT	INCLUDED IN GEN		INCLUDED IN GEN					
#47 LAW LIBRARY	43,483.26	37,231.66	40,719.07	INCLUDED IN GEN	#47 LAW LIBRARY	INCLUDED IN GEN		INCLUDED IN GEN					
#48 CT HSE SEC	17,761.68	18,151.49	19,599.37	INCLUDED IN GEN	#48 CT HSE SEC	INCLUDED IN GEN		INCLUDED IN GEN					
#49 CNTY WIDE REC. MGMT	143,152.42	145,641.44	148,333.43	INCLUDED IN GEN	#49 CNTY WIDE REC. MGMT	INCLUDED IN GEN		INCLUDED IN GEN					
#50 AIRPORT	466,118.91	451,914.95	520,869.49	113.29	#50 AIRPORT	INCLUDED IN GEN		INCLUDED IN GEN					
#52 INDIGENT HEALTH	103,452.26	93,883.11	100,143.36	INCLUDED IN GEN	#52 INDIGENT HEALTH	INCLUDED IN GEN		INCLUDED IN GEN					
#53 ASSISTANCE DEPT.	24,982.37	15,543.93	14,205.99	INCLUDED IN GEN	#53 ASSISTANCE DEPT.	INCLUDED IN GEN		INCLUDED IN GEN					
#55 HLTH SALES TX	163,522.63	37,900.97	9,573.06	INCLUDED IN GEN	#55 HLTH SALES TX	INCLUDED IN GEN		INCLUDED IN GEN					
#57 INV D CHILD SUPPORT	10,511.10	10,511.10	10,511.10	INCLUDED IN GEN	#57 INV D CHILD SUPPORT	INCLUDED IN GEN		INCLUDED IN GEN					
#58 OUT OF CO JUV.	348.52	348.52	348.52	INCLUDED IN GEN	#58 OUT OF CO JUV.	INCLUDED IN GEN		INCLUDED IN GEN					
#61 COURT REPORTER	48,872.88	50,446.83	52,570.65	INCLUDED IN GEN	#61 COURT REPORTER	INCLUDED IN GEN		INCLUDED IN GEN					
#67 JUV. CASE MGMT FUND	19,293.94	13,803.25	7,239.91	INCLUDED IN GEN	#67 JUV. CASE MGMT FUND	INCLUDED IN GEN		INCLUDED IN GEN					
#68 DEA FORFEITURE	69,642.55	74,706.56	74,706.56	INCLUDED IN GEN	#68 DEA FORFEITURE	7.17		7.17					
#72 COMMISSARY PROFIT	134,334.61	137,533.74	100,143.36	INCLUDED IN GEN	#72 COMMISSARY PROFIT	INCLUDED IN GEN		INCLUDED IN GEN					
#73 RIGHT OF WAY	8,057.18	6,882.72	7,568.91	INCLUDED IN GEN	#73 RIGHT OF WAY	INCLUDED IN GEN		INCLUDED IN GEN					
#74 APPELLATE JUD SYS	581.37	1,910.37	2,538.37	INCLUDED IN GEN	#74 APPELLATE JUD SYS	INCLUDED IN GEN		INCLUDED IN GEN					
#80 FORFEITURE FUND	85,635.78	39.63	168.56	INCLUDED IN GEN	#80 FORFEITURE FUND	INCLUDED IN GEN		INCLUDED IN GEN					
#810 CO & DIST CT TECH FUND		89,389.39	93,379.18	INCLUDED IN GEN	#810 CO & DIST CT TECH FUND	INCLUDED IN GEN		INCLUDED IN GEN					
#82 TECHNOLOGY FUND		164.24	414.24	INCLUDED IN GEN	#82 TECHNOLOGY FUND	INCLUDED IN GEN		INCLUDED IN GEN					
#830 DIST COURT RECORDS TECH		927.88	2,320.31	INCLUDED IN GEN	#830 DIST COURT RECORDS TECH	INCLUDED IN GEN		INCLUDED IN GEN					
#840 COURT RECORD PRESERV.		5,938.45	6,681.45	INCLUDED IN GEN	#840 COURT RECORD PRESERV.	INCLUDED IN GEN		INCLUDED IN GEN					
#85 CIVIL PROCESS		40,981.17	37,353.15	INCLUDED IN GEN	#85 CIVIL PROCESS	INCLUDED IN GEN		INCLUDED IN GEN					
#89 ADVANCE TAX COLLECTIONS					#89 ADVANCE TAX COLLECTIONS	INCLUDED IN GEN		INCLUDED IN GEN					
#96 TELECOSE					#96 TELECOSE	INCLUDED IN GEN		INCLUDED IN GEN					
TOTALS:	9,339,342.80	11,827,225.45	11,056,775.88	3,790.99	TOTALS:	25,744.45	69,500.00	25,744.45	69,500.00	37.042%			
BAL VARIOUS OPER ACCTS	378,829.48	402,545.77	230,840.44	INCLUDED IN GEN	BAL OF ACCT	INCLUDED IN GEN		INCLUDED IN GEN					
TOTAL OPER & AIRPORT		12,229,771.22	11,257,616.32	3,790.99	TOTAL OPER & AIRPORT	INCLUDED IN GEN		INCLUDED IN GEN					
#620 CERT OF I&S 2003	604,076.51	556,801.12	604,076.51	88.15	#620 CERT OF I&S 2003	193.46		193.46					
#630 CERT OF I&S 2007	128,113.57	84,069.80	96,270.60	12.73	#630 CERT OF I&S 2007	30.84		30.84					
#750 CAP PROJ. 2007	6,368.92	6,368.92	6,368.92		#750 CAP PROJ. 2007	28.17		28.17					
#640 2009 I&S	98,591.05	113,299.71	128,509.55	17.08	#640 2009 I&S	1,160.31		1,160.31					
#760 2009 CAPITAL PROJ	3,376,025.40	2,149,676.31	2,202,651.57	432.65	#760 2009 CAPITAL PROJ	1,412.78		1,412.78					
CAP PROJ & I&S TOTALS	4,210,281.45	15,739,987.08	14,298,475.27	550.61	TOTAL	27,157.23	39%	27,157.23	39%				
TOTAL	4,210,281.45	22,815.72	14,298,475.27	4,341.51	TOTAL	27,157.23		27,157.23					
ARANSAS CO. INT.					Accrued int			96/30/2010					
13 WK T-BILL	2.52%	1.260%	1.110%	0.870%	0.87%			\$20,327.13					
6 MTH TREAS	0.112%	0.200%	0.172%	0.100%	0.150%			YTD INTEREST					
12 MTH TREAS	0.264%	0.410%	0.167%	0.190%	0.190%			(INCLUDING ACCRUED)					
24 MTH TREAS	0.335%	0.550%	0.386%	0.350%	0.300%			47,484.36					
60 MTH TREAS	0.770%	0.800%	1.110%	1.439%	1.439%								
QTR INV CASH TRUST	1.562%	1.860%	2.313%	2.677%	2.677%								
AVG TEXPOOL QTR	1.37%	0.67%	0.180%	0.06%	0.070%					68%			
	1.76%	0.730%	0.320%	0.160%	0.19%								

RECEIPTS - DISBURSEMENTS - TRANSFERS - BALANCES  
FOR THE PERIOD JANUARY - JUNE 2010

FUND NAME & NUMBER	BEG BALANCE 01/01/2010	RECEIPTS 2010	JE RECEIPTS 2010	TOTAL AVAILABLE	DISBURSEMENTS 2010	JE DISB / MISC 2010	ENDING BALANCE	SECURITIES 06/30/2010	CKG BALANCE 06/30/2010
#120 GENERAL	2,661,998.18	7,677,878.78	1,954,384.97	12,294,261.93	3,646,886.69	3,090,755.11	5,556,620.13	5,116,667.85	439,952.28
#140 UNCLAIMED PROPERTY	460.09	894.43	0.00	1,354.52	1.19	0.00	1,353.33	0.00	1,353.33
#150 PAYROLL	181,707.58	56,273.85	3,508,547.16	3,745,528.59	3,519,188.33	103,594.68	122,745.58	0.00	122,745.58
#200 ROAD & BRIDGE	1,678,581.52	1,348,666.68	297,815.80	3,325,064.00	586,801.91	354,252.83	2,384,009.26	2,271,189.81	112,819.45
#220 FLOOD CONTROL	372,704.23	428,791.61	164,742.51	966,238.35	39,072.83	43,316.10	883,849.42	814,925.03	68,924.39
#280 HOTEL - MOTEL TAX	439,947.72	55,863.05	0.00	495,810.77	71,518.04	0.00	424,292.73	416,201.57	8,091.16
#350 CO CLERK ARCHIVE FEE	176,482.94	13,160.09	0.00	189,643.03	0.00	0.00	189,643.03	177,396.15	12,247.88
#370 CHILD ABUSE PREVENTION	384.83	53.82	0.00	438.65	0.00	0.00	438.65	0.00	438.65
#380 CO ATTY HOT CHECK FUND	1,313.09	13,974.34	0.00	15,287.43	12,142.03	0.00	3,145.40	0.00	3,145.40
#390 DIST CLERK REC MGMT	15,634.66	1,214.31	0.00	16,848.97	0.00	0.00	16,848.97	11,800.00	5,048.97
#400 MOSQUITO CONTROL	110,876.35	22,122.06	6,800.13	139,798.54	8,853.79	14,770.62	116,174.13	113,912.83	2,261.30
#410 LIBRARY	70,628.81	12,638.72	82,000.00	165,267.53	39,907.81	54,745.98	70,613.74	64,401.65	6,212.09
#420 CAP CARD FUNDS	2,298.00	181,394.15	0.00	183,692.15	183,392.15	0.00	300.00	0.00	300.00
#430 CAP PROJECTS (GRANTS)	67,533.62	586,313.30	0.00	653,846.92	725,168.74	0.00	-61,321.82	0.00	-61,321.82
#440 SPECIAL CONTINGENCY	81,830.61	1,576.60	0.00	83,407.21	0.00	0.00	83,407.21	80,234.89	3,172.32
#450 CO CLERK REC MGMT	147,629.51	13,764.26	0.00	161,393.77	6,121.88	13,509.61	141,762.28	141,739.80	22.48
#460 OMNI	3,110.15	3,550.43	0.00	6,660.58	5,103.36	0.00	1,557.22	0.00	1,557.22
#470 LAW LIBRARY	43,483.26	6,294.03	0.00	49,777.29	9,058.22	0.00	40,719.07	35,698.49	5,020.58
#480 COURTHOUSE SECURITY	17,761.68	13,069.93	0.00	30,831.61	2,732.32	8,499.92	19,599.37	16,463.71	3,135.66
#490 CO WIDE REC MGMT	143,152.42	5,181.01	0.00	148,333.43	0.00	0.00	148,333.43	138,179.76	10,153.67
#500 AIRPORT	466,118.91	479,395.92	0.00	945,514.83	348,352.97	77,072.37	520,089.49	470,819.56	49,269.93
#520 INDIGENT HEALTH CARE	103,452.26	19,564.72	351,847.40	474,864.38	469,770.27	4,742.40	351.71	5.00	346.71
#530 ASSISTANCE DEPT.	24,982.37	23,378.26	60,000.00	108,360.63	30,092.68	0.00	14,205.99	12,000.00	2,205.99
#540 ARRA GRANT	-1,121.51	17,321.85	3,428.73	19,629.07	17,538.64	11,205.04	-9,114.61	0.00	-9,114.61
#550 HEALTH CARE SALES TAX	163,522.63	490,160.29	4,742.40	658,425.32	237,004.86	411,847.40	10,511.10	9,362.48	210.58
#570 TITLE IV-D CHILD SUPPORT	10,511.10	0.00	0.00	10,511.10	0.00	0.00	10,511.10	9,978.48	532.62
#580 OUT OF CO JUVENILE DETEN	348.52	0.00	0.00	348.52	0.00	0.00	348.52	0.00	348.52
#600 ROAD BOND I&S	71.29	0.00	0.00	71.29	0.00	0.00	71.29	0.00	71.29
#610 COURT REPORTER	48,872.88	3,836.27	0.00	52,709.15	138.50	0.00	52,570.65	40,000.00	12,570.65
#650 CHAP 19 VOTER REG	-100.45	937.20	0.00	836.75	1,969.40	0.00	-1,132.65	0.00	-1,132.65
#660 OFFICERS FEES	125,448.17	315,516.99	0.00	440,965.16	213,569.26	55,448.65	171,947.25	0.00	171,947.25
#670 JUVENILE CASE MGMT	19,293.94	9,420.86	0.00	28,714.80	8,474.29	13,000.60	7,239.91	6,100.00	1,139.91
#680 DEA FORFEITURE FUND	69,642.55	5,064.01	0.00	74,706.56	0.00	0.00	74,706.56	0.00	74,706.56
#700 FIRE DEPT CAPITAL PROJ	0.00	0.00	87,254.25	87,254.25	87,254.25	0.00	0.00	0.00	0.00
#720 COMMISSARY PROFIT	134,334.61	58.80	0.00	134,393.41	23,693.81	556.24	110,143.36	102,405.55	7,737.81
#730 RIGHT OF WAY PURCHASE	0.00	0.00	0.00	0.00	0.00	0.00	0.00	0.00	0.00
#740 APPELLATE JUDIAL SYS	8,057.18	1,238.78	0.00	9,295.96	1,727.02	0.00	7,568.94	6,692.42	876.52
#800 SPECIAL FORFEITURE	581.37	1,957.00	0.00	2,538.37	0.00	0.00	2,538.37	0.00	2,538.37
#810 CO & DIST COURT TECH FUND	0.00	115.20	53.35	168.55	0.00	0.00	168.55	0.00	168.55
#820 TECH FUND	85,635.78	8,345.06	0.00	93,980.84	548.39	53.35	93,379.10	83,244.28	10,134.82
#830 DIST COURT RECORDS TECH	0.00	414.24	0.00	414.24	0.00	0.00	414.24	0.00	414.24
#840 COURT RECORD PRESERV	0.00	2,320.31	0.00	2,320.31	0.00	0.00	2,320.31	0.00	2,320.31
#850 CIVIL PROCESS	5,738.45	983.00	0.00	6,721.45	40.00	0.00	6,681.45	5,500.00	1,181.45
#890 ADVANCE TAX COLLECTIONS	2,196,398.84	51.76	0.00	2,196,450.60	0.00	2,196,450.60	0.00	0.00	0.00
#910 ESCHEAT (STATE)	407.45	1,246.56	0.00	1,654.01	64.56	0.00	1,589.45	0.00	1,589.45
#960 TCCLOSE TRAINING	38,456.59	6,847.18	0.00	45,303.87	4,217.48	3,733.24	37,353.15	35,937.57	1,415.58
TOTAL OPERATIONS	9,718,172.28	11,839,949.71	6,521,616.70	28,079,638.69	10,300,405.67	6,521,616.70	11,257,616.32	10,181,204.40	1,076,411.92
#620 CO's 2003 I&S	604,076.51	663,942.19	0.00	1,268,018.70	663,026.39	0.00	604,992.31	604,992.31	0.00
#630 CO's 2007 I&S	125,119.57	138,871.03	0.00	263,990.60	167,720.00	0.00	96,270.60	96,270.60	0.00
#640 CO's 2009 I&S	98,691.05	199,234.75	0.00	297,925.80	169,366.25	0.00	128,559.55	128,559.55	0.00
#750 2007 CAPITAL PROJECTS	6,368.92	0.00	0.00	6,368.92	0.00	0.00	6,368.92	0.00	6,368.92
#760 2009 CAPITAL PROJECTS	3,376,025.40	21,634.59	0.00	3,397,659.99	1,195,002.42	0.00	2,202,657.57	2,195,288.18	7,369.39
#710 LOCAL BORDER SECURITY	0.00	20,000.00	0.00	20,000.00	20,000.00	0.00	0.00	0.00	0.00
TOTALS	13,928,453.73	12,883,532.27	6,521,616.70	33,333,602.70	12,515,510.73	6,521,616.70	14,296,475.27	13,206,325.04	1,090,150.23

SIGNED:   
DEE OLIVER, County Treasurer

SIGNED:   
LEZLIE M. KIRK, County Auditor